



 Study Area

 Alluvium Undifferentiated Gravelly


 Beach Sands

 Bedrock at Surface

 Irish Sea Till derived from Limestone Carboniferous

 Lake Sediments Undifferentiated

 Made Ground

 Till derived from Sandstone and Shale Cambrian/Precambrian

**Kilometres**

