






LEGEND

-  Study Area
-  IW Watermains
-  IW Foul Sewers



© Mott MacDonald Ltd.
This document is issued for the party which commissioned it and for specific purposes connected with the captioned project only. It should not be relied upon by any other party or used for any other purpose.
We accept no responsibility for the consequences of this document being relied upon by any other party, or being used for any other purpose, or containing any error or omission which is due to an error or omission in data supplied to us by other parties.



An Roinn Iompair,
Turasóireachta agus Spóirt
Department of Transport,
Tourism and Sport



Comhairle Chontae
Loch Garman
Wexford
County Council



M
MOTT
MACDONALD

N25 Rosslare Europort Access Road - Constraints Study

Irish Water Services

Figure 3.9.4 Rev. P2